

DUKSAN NEOLUX

Investor Relations 2018

The 1st INNO-Creator via Unlimited Challenge

Disclaimer

All data corresponding to the period of 3Q 2018 is based on K-IFRS, participated in the preparation by Duksan Holdings to provide information for investors and transmission, copying or distribution of this material is prohibited.

This material contains forward looking statements that are subject to variety of uncertainties and risk factors. This includes world economy followed by trends together with market strategy, business plans and future investment plans. Duksan Holdings can give no assurance that its expectations will be attained due to these environmental changes.

Company's actual performance may change due to unexpected factors. These factors include deepened economic stagnation, decrease in customer demand, customer churn, price cut pressure, projects and equipment investments.

Financial information included in this material is prepared for investor's convenience which has not been qualified by the auditor. Note that changes to actual results could be made after the audit.

Contents

Chapter 1 _ Company Overview

- 01. Company Identity
- 02. Company Outline
- 03. Company History
- 04. Shareholder Information

Chapter 2 _ Business Overview

- 05. Products and Competitiveness
- 06. Manufacturing Facility
- 07. Manufacturing Process
- 08. Growth Strategy

Chapter 3 _ Financial Overview

- 09. Monthly/Quarterly Results
- 10. Quarterly & Financial

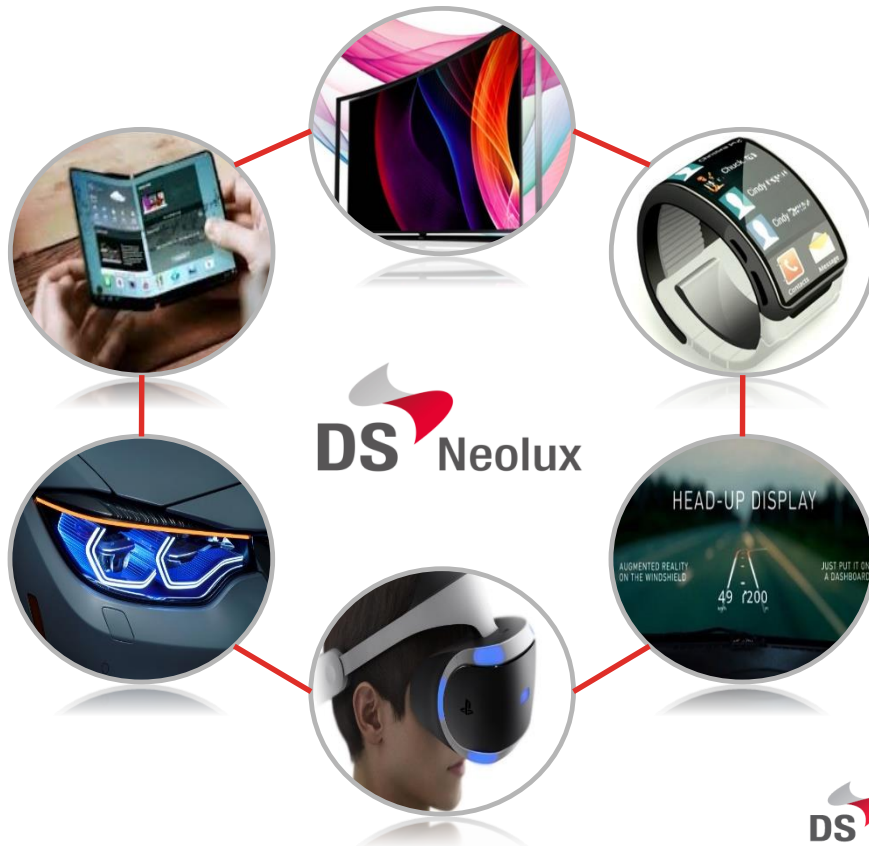
01. COMPANY IDENTITY

Handling organic material, key material in OLED industry

Leading OLED material provider

Vision

Self-developed high-efficiency, **low-voltage** and **long-lasting** OLED organic material



Vision

**The First INNO-Creator
via Unlimited Challenge**

Core
Values

- Technical Excellence
- Customer Surprise
- Social Contribution
- People First

Business
Policies

- Sympathy, Responsibility
- Confidence, Technology
- Process

02. COMPANY OUTLINE

Name of Company	Duksan Neolux co., Ltd.	Business Field	Manufacture and sale of OLED organic materials
CEO	Joonho LEE	Employee	156 (2018.09.30)
Capital	4,802 million(\)	Business Site	21-32, Ssukgol-gil, Ipjang-myeon, Seobuk-gu, Cheonan-si, Chungcheongnam-do, Korea
Listed on KOSDAQ	2015. 02. 06.	Website	www.dsnl.co.kr

Chairman

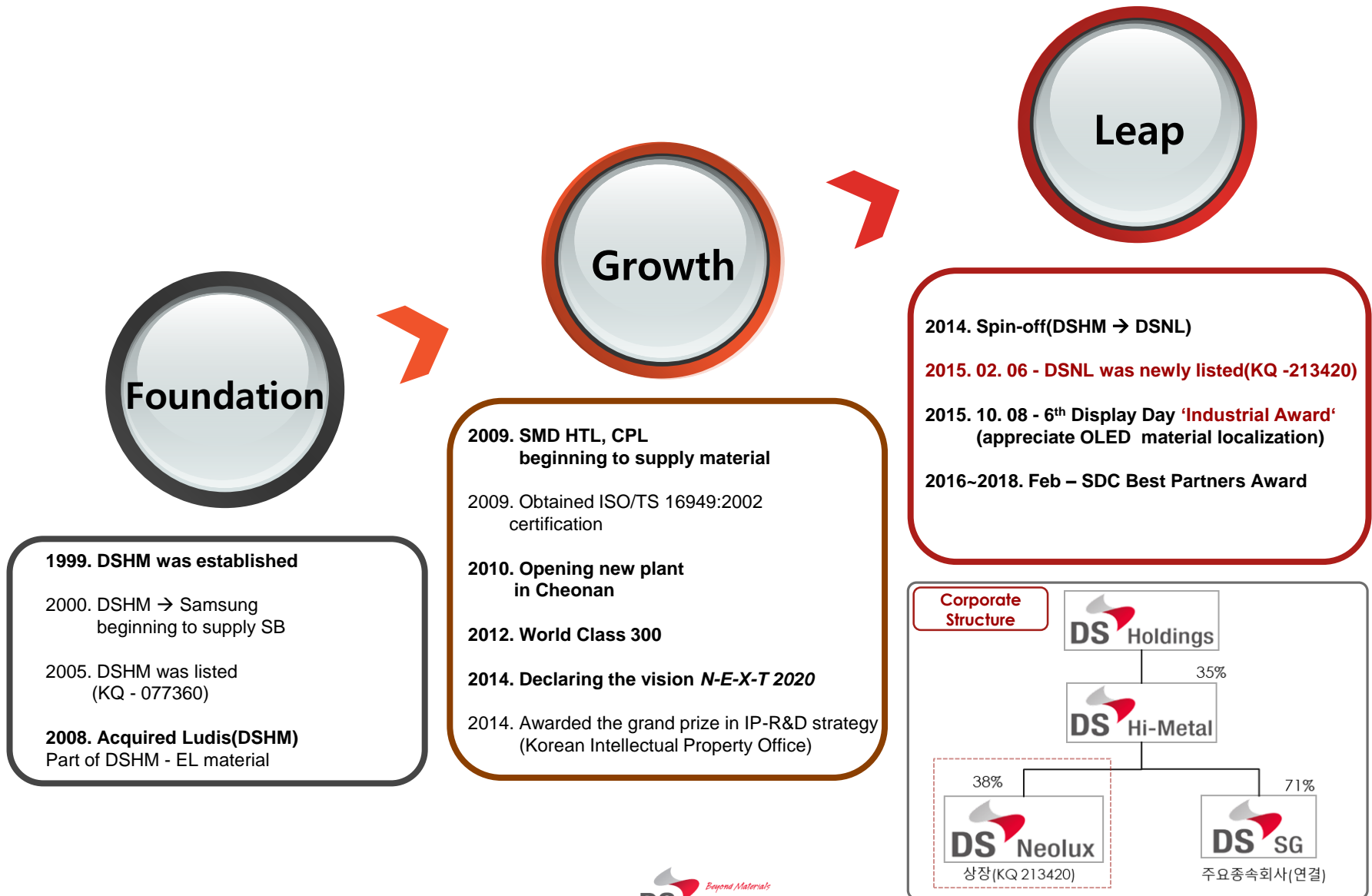
Joonho LEE

- Bachelor in economics at Busan National Univ.
- (former) Working at HYUNDAI Heavy Industries, HYUNDAI Precision&Ind.co.
- Founding DS Industrial(1982)
- Founding DS Hi-Metal(1999)
- (current) DS Hi-Metal CEO
- (current) DS Neolux CEO
- (current) DS Holdings CEO
- **(current) Chairman of DS Group**

Executives

Position	Name	Career
Chief Financial Officer	Soohun LEE	<ul style="list-style-type: none"> ▪ Master in international studies at Korea Univ. ▪ (former) Dongbu Electronics
Chief Technical Officer	Sunggi KANG	<ul style="list-style-type: none"> ▪ Doctor in electronic material engineering at Sungkyunkwan Univ. ▪ (former) Samsung SMD
Chief Marketing Officer	Steven HWANG	<ul style="list-style-type: none"> ▪ B.A. Economics at Univ. of California ▪ (former) Samsung Semiconductor

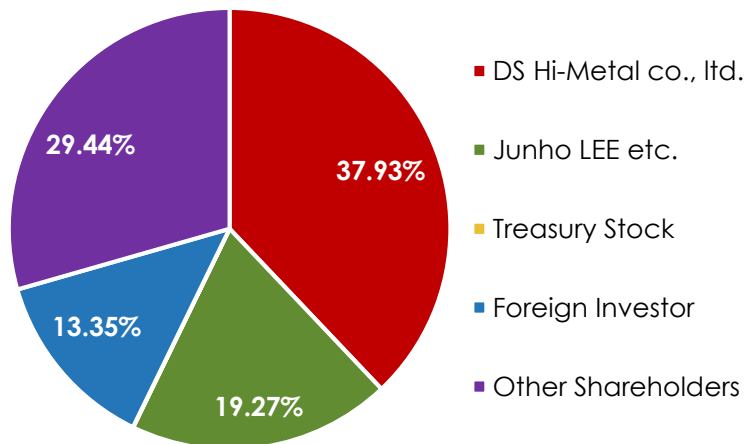
03. COMPANY HISTORY



04. SHAREHOLDER INFORMATION

Shareholder

※ 2017. 12. 31



※ Total No. of Outstanding shares : 24,010,012 shares

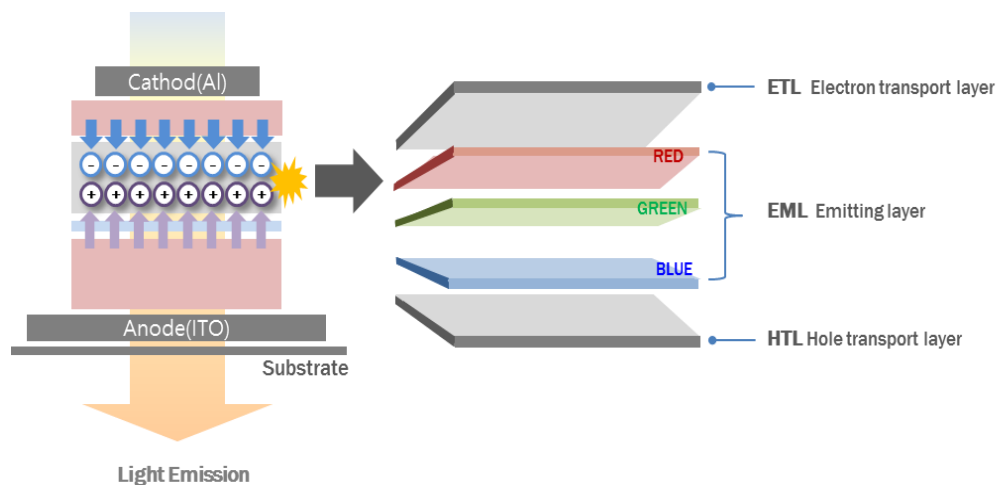
Shareholder Info

No. of shares that could be issued	50,000,000 shares		
Shareholders	No. of shares	Stake	
DS Hi-Metal co., Ltd.	9,105,856	37.93%	DS Hi-Metal co., Ltd.
Junho LEE etc.	4,626,066	19.27%	Joonho Lee etc. (Joonho Lee : 17.21%)
Treasury Stock	5,528	0.02%	Treasury Stock
Foreign Investor	3,204,478	13.35%	
Other Shareholders	7,068,084	29.44%	
Total	24,010,012	100%	

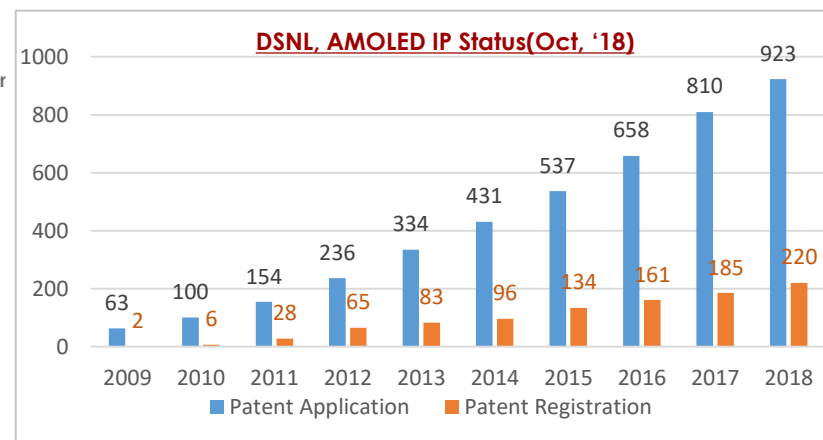
05. PRODUCTS AND COMPETITIVENESS

Manufacture, sale and R&D of OLED organic material

AMOLED



R & D

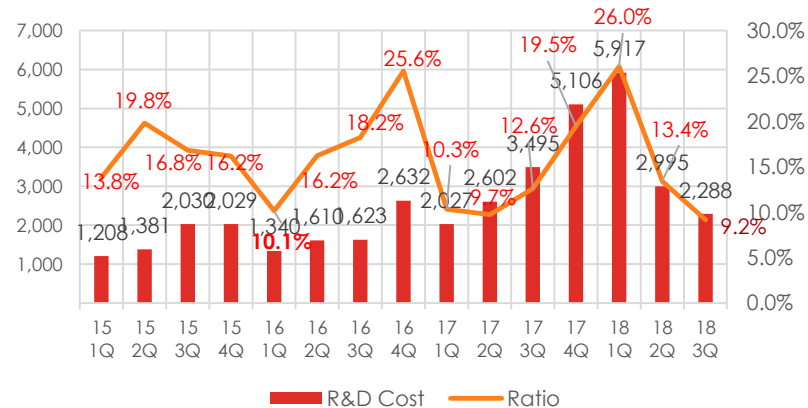


Products

Categories	Competitors	Our Company	M/S
HTL	1~2	MP	Top1
Red Prime	1~2	MP	Top1
Red Host	1	MP	Top1

- Prime Layer include HTL(ex : R Prime)

R&D COST(%)



06. MANUFACTURING FACILITIES

Enough facilities to respond to OLED's demand increase


2018.09.30

Synthesis Facilities (3ton/Mon)

▪ 300ℓ



▪ 3000ℓ



Purification Facilities (1.7ton/Mon)

▪ Sublimation



07. MANUFACTURING PROCESS

Design, synthesize, and purify OLED material for mass production

Key patents at synthesis and comparative quality of control

Manufacturing Process

➤ Build a On-Time Delivery system

Synthesis



In-Line Manufacture System

- Prevent impurities mixed
- Maintain equal synthesis condition
- Promptly respond to Needs

Purification



High purity Sublimatorm

- Clean Zone(Class10,000)
- Largest Global Capacity

Molding

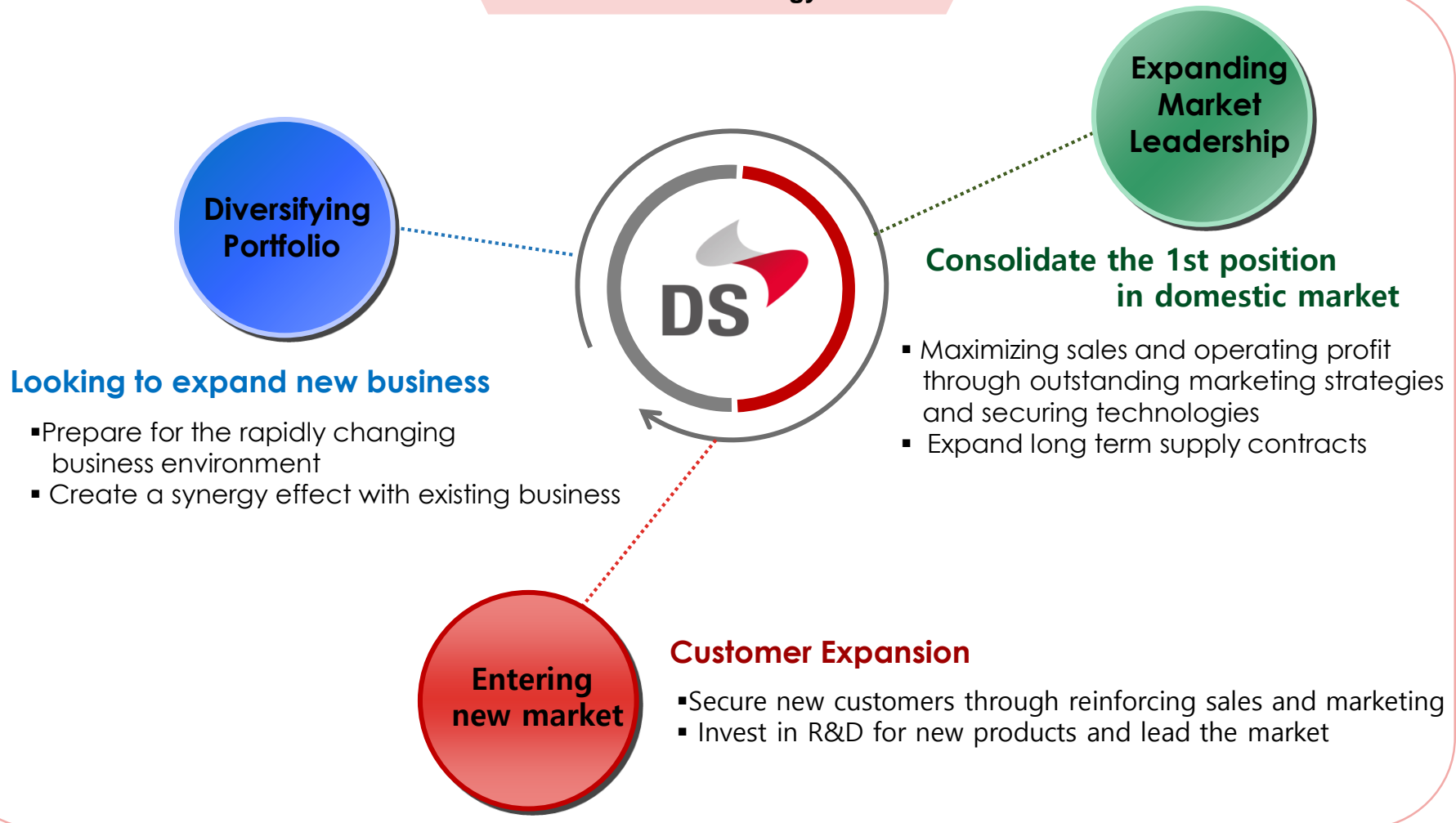


Coin & Stick

- Clean Zone(Class1,000)
- Exclusively have stick shaped modeling technique in Korea
- High productivity and quality

08. GROWTH STRATEGY

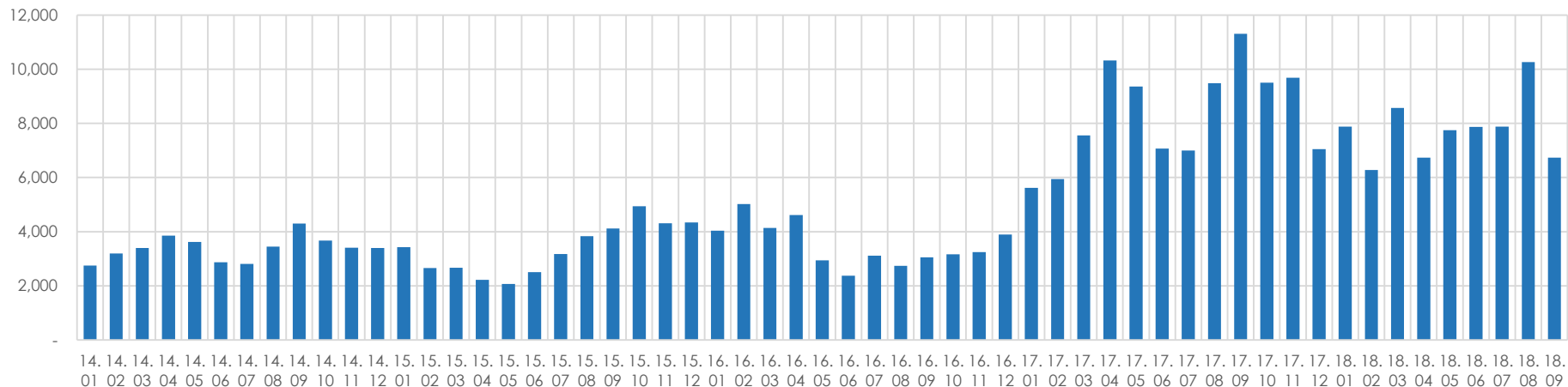
Growth Strategy



09. MONTHLY/QUARTERLY RESULTS

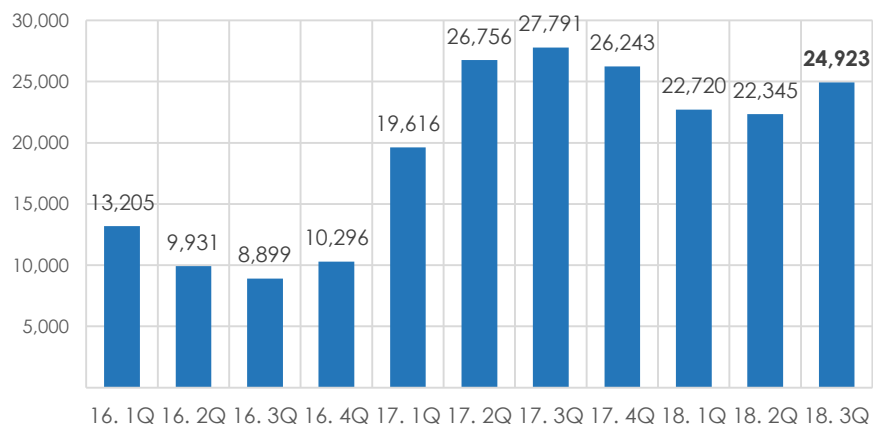
Monthly Sales(Seasonality)

KRWmn



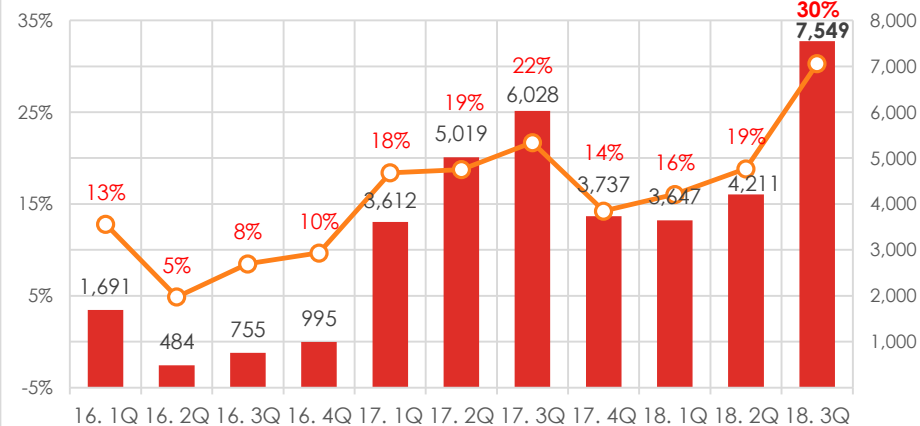
Quarterly Sales

KRWmn



Quarterly OPM

KRWmn



10. FINANCIAL

QoQ/YoY

KRWmn

	2018 3Q	QoQ	2018 2Q	2017 3Q	YoY
Revenue (Cost of Sales)	24,923 (60%)	12%	22,345 (70%)	27,791 (68%)	-10%
Gross Profit	10,008 (40%)	48%	6,773 (30%)	9,032 (32%)	11%
Selling and General Administrative Expenses	2,459 (10%)	-4%	2,562 (11%)	3,003 (11%)	-18%
Operating Profit	7,549 (30%)	79%	4,211 (19%)	6,028 (22%)	25%
Non-operating Income(Loss)	834 (3%)	1,424	55 (0%)	278 (1%)	200%
Income before TAX	8,383 (34%)	97%	4,266 (19%)	6,306 (23%)	33%

Condensed Balance Sheet

KRWmn

	2018. 09. 30	2017. 12. 31	2016. 12. 31
[Current Assets]	65,741	76,721	52,396
[Non-Current Assets]	88,100	72,524	65,740
Total Assets	153,841	149,245	118,136
[Current Liabilities]	9,830	19,614	5,919
[Non-Current Liabilities]	5,963	7,149	3,688
Total Liabilities	15,793	26,763	9,607
[Capital Stock]	4,802	4,802	2,402
[Additional Paid- in Capital]	93,775	93,775	96,208
[Other Capital Categories]	311	311	3,326
[Retained Earnings]	39,160	23,594	6,593
Total Capital	138,048	122,482	108,528
Total Liabilities and Capital	153,841	149,245	118,136

Thank you!

DUKSAN NEOLUX

Investor Relations 2018